


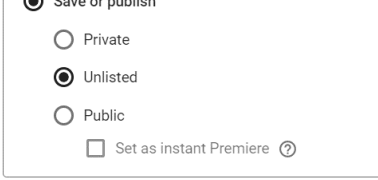



## West Applications & Auditions – Senior Ensembles 2021

Auditions will be by video recording uploaded to YouTube

### Instructions for Uploading to YouTube:

<p>1. <b>Have your audition file(s) ready for upload on your device of choice</b></p>	
<p>2. <b>Open YouTube</b></p>	
<p>3. <b>Click the upload arrow or camera icon at the top right of the screen</b></p>	
<p>4. <b>Set the upload option to Unlisted</b> <b>IMPORTANT:</b> this means your video cannot be searched for on YouTube</p>	
<p>5. <b>Once uploaded, click the “Share” button on your video’s page, and copy the URL eg.</b> <a href="https://www.youtube.com/watch?v=z2zFk7bqs7E">https://www.youtube.com/watch?v=z2zFk7bqs7E</a></p>	
<p>6. <b>Send the URL in an email to <a href="mailto:admin@wssso.org.uk">admin@wssso.org.uk</a> along with your name, instrument and the title of the piece(s) performed</b></p>	<p><b>Example</b> John Smith - Trombone 1. Dance Boheme – Bizet 2. Test Piece for Trombone <a href="https://youtu.be/j7aNWCxMrJD">https://youtu.be/j7aNWCxMrJD</a></p>

### Please Note

- Submissions should consist of your chosen piece approximately 2-4 minutes in length and your test piece
- Recordings can be accompanied or unaccompanied
- Test piece recordings can be sent separately or in the same recording as the performed piece
- Recordings should be submitted no later than Friday 30<sup>th</sup> October

### Tips for Recording

1. Please be sure to use a well-lit space
2. Make sure that you and your instrument are in the frame at all times
3. Before making the recording, make sure the sound is clear and dynamics can be heard
4. NO editing of the audio or video (other than stopping and starting) is permitted. Edited recordings will not be accepted